

# *Mike Mancuso*

*2014 Draft Presentation  
Right Handed Pitcher College  
University of Georgia*



# The Full Circle Mission

*"We exist to provide our clients with the highest level of service in the industry. We provide guidance, insight, direction and much needed support to our clients so that they may maximize their personal and professional opportunities."*

*Larry O'Brien*

Partner, MLBPA Agent

*Kurt M. Varricchio*

Partner, MLBPA Agent

*Barton J. Cerioni*

Partner, MLBPA Agent

*Adam C. Groff*

MLBPA Agent

*Drew Owen*

MLBPA Agent



[www.fullcirclesm.com](http://www.fullcirclesm.com)

# Table of Contents

<b>2013 MLB Draft Facts</b>	<b>Page 2</b>
<b>2014 MLB Draft Competitive Balance Lottery</b>	<b>Page 3</b>
<b>2013 Top 10 Round College Right Handed Pitchers Drafted - Excludes Seniors</b>	<b>Page 4-6</b>
<b>2013 College Right Handed Pitchers Drafted by Bonus</b>	<b>Page 7-9</b>
<b>2013 MLB Draft - Team Total Expenditures</b>	<b>Page 10</b>
<b>2013 MLB Draft Bonus Pool Expenditures</b>	<b>Page 11</b>
<b>2013 MLB Draft Over Slot College Bonuses</b>	<b>Page 12</b>
<b>2013 MLB Draft Over Slot College RHP Juniors</b>	<b>Page 13</b>
<b>2013 MLB Draft Top 10 Round College Sr. Quantity</b>	<b>Page 14</b>
<b>2013 MLB Draft Results - 1st Round</b>	<b>Page 15</b>
<b>2013 MLB Draft Results - Supplemental 1st Round</b>	<b>Page 16</b>
<b>2013 MLB Draft Results - 2nd Round</b>	<b>Page 17</b>
<b>2013 MLB Draft Results - Supplemental 2nd Round</b>	<b>Page 18</b>
<b>2013 MLB Draft Results - 3rd Round</b>	<b>Page 19</b>
<b>2013 MLB Draft Results - Supplemental 3rd Round</b>	<b>Page 20</b>
<b>2013 MLB Draft Results - 4th Round</b>	<b>Page 21</b>
<b>2013 MLB Draft Results - 5th Round</b>	<b>Page 22</b>
<b>2013 MLB Draft Results - 6th Round</b>	<b>Page 23</b>
<b>2013 MLB Draft Results - 7th Round</b>	<b>Page 24</b>
<b>2013 MLB Draft Results - 8th Round</b>	<b>Page 25</b>
<b>2013 MLB Draft Results - 9th Round</b>	<b>Page 26</b>
<b>2013 MLB Draft Results - 10th Round</b>	<b>Page 27</b>
<b>MLB Draft Timeline</b>	<b>Page 28</b>

A large, semi-transparent watermark logo is centered on the page. It features a baseball with red stitching and the letters 'FCSM' in a stylized blue font. The baseball is encircled by a blue circular arrow pointing clockwise.





# 2013 MLB Draft Facts



1. The top seven picks in the 2013 draft cost \$3.15 million more than in 2012. The rest of the MLB draft cost \$11.4 million more in 2013 than 2012.
2. In 2011, 34 of the top 60 draft picks were unsigned heading into deadline day. In 2012 and 2013, it was just five of the first 60 picks that remained unsigned in each.
3. In 2013 Assigned pick values lined up very closely with actual bonuses: Top 50 bonuses: \$110.5 million. Top 50 pick values: \$111.5 million.
4. In 2012 Assigned pick values lined up very closely with actual bonuses: Top 50 bonuses: \$104.2 million. Top 50 pick values: \$105.8 million.
5. By contrast, with MLB-determined slots in 2011, the top 50 bonuses (\$120.5 mil) outstripped the top 50 slots (\$70 mil) by 72% .
6. Total of assigned pick values in first 10 rounds of the 2013 Draft: \$202.5 million for 316 picks. Total of top 316 bonuses: \$200.2 million.
7. The percentage of all players drafted in the top 10 rounds to sign was 97.46% vs. 97.63% in 2012.
8. The percentage of top 10 round high school players to sign in 2013 was 96.00% vs. 95.93 in 2012 and 85.16% in 2011.
9. The total number of college seniors drafted in the top 10 rounds in 2013 was 65 vs. 62 in 2012 vs. 29 in 2011
10. The total number of over slot players after round 10 in 2013 was 45 vs. 31 in 2012 vs. 78 players signing for greater than \$100,000 in 2011\*
11. Below is a breakdown of ALL over slot signings in the 2013 MLB Draft.

**\*2011 Had 10 Additional Rounds with 3 Players Signing for Greater than \$100,000 in Rounds 40-50.**

2013 Over Slot Draft Selection Breakdown									
Player Level	College Senior	College Junior	College Soph. Eligible	College Frosh. Eligible	Juco Sophomore	JuCo Freshman	Total College	Total High School	Overall Total
Amount	0	20	3	1	7	4	35	70	105
Percentage	0.00%	19.05%	2.86%	0.95%	6.67%	3.81%	33.33%	66.67%	100.00%



# 2014 MLB Draft Competitive Balance Lottery



## Competitive Balance Lottery Results

### Selections Between First & Second Rounds (Round A)

1. Colorado Rockies
2. Baltimore Orioles
3. Cleveland Indians
4. Miami Marlins
5. Kansas City Royals
6. Milwaukee Brewers

### Selections After Second Round (Round B)

1. San Diego Padres
2. Arizona Diamondbacks
3. St. Louis Cardinals
4. Tampa Bay Rays
5. Pittsburgh Pirates
6. Seattle Mariners

**\*\*The Oakland Athletics and Cincinnati Reds did not receive a pick in either of the Competitive Balance Lottery Rounds.**

The lottery, which allocates additional draft picks to small-market and low-revenue teams, provides teams with draft choices they can choose to use or trade.

The 10 teams with the lowest revenues and the 10 in the smallest markets (with plenty of overlap) were eligible for the first six lottery picks. Clubs that didn't win a pick in that group and any other team that receives revenue-sharing payments (in this case, only the Mariners) were eligible for the second round of lottery choices. The clubs' chances were weighted based on their 2012 winning percentage.







# 2013 Top 10 Round College Right Handed Pitchers Drafted

## Excludes Senior Signs

ROUND	OVERALL	PLAYER	TEAM	SCHOOL	LEVEL	STATE	BONUS	SLOT	SLOT %
1	3	Jonathan Gray	Colorado Rockies	Oklahoma	Jr.	OK	\$4,800,000	\$5,626,400	85%
1	15	Braden Shipley	Arizona Diamondbacks	Nevada	Jr.	NV	\$2,250,000	\$2,434,500	92%
1	18	Chris Anderson	Los Angeles Dodgers	Jacksonville	Jr.	FL	\$2,109,900	\$2,109,900	100%
1	20	Jonathon Crawford	Detroit Tigers	Florida	Jr.	FL	\$2,001,700	\$2,001,700	100%
1	23	Alex Gonzalez	Texas Rangers	Oral Roberts	Jr.	OK	\$2,215,000	\$1,920,600	115%
1	29	Ryne Stanek	Tampa Bay Rays	Arkansas	Jr.	AR	\$1,755,800	\$1,758,300	100%
1	31	Jason Hursh	Atlanta Braves	Oklahoma State	Jr.	OK	\$1,704,200	\$1,704,200	100%
1s	36	Aaron Blair	Arizona Diamondbacks	Marshall	Jr.	WV	\$1,435,000	\$1,547,700	93%
1s	38	Michael Lorenzen	Cincinnati Reds	Cal State Fullerton	Jr.	CA	\$1,500,000	\$1,470,500	102%
1s	39	Corey Knebel	Detroit Tigers	Texas	Jr.	TX	\$1,433,400	\$1,433,400	100%
2	40	Andrew Thurman	Houston Astros	UC Irvine	Jr.	CA	\$1,397,200	\$1,397,200	100%
2	43	Ryan Eades	Minnesota Twins	Louisiana State	Jr.	LA	\$1,294,100	\$1,294,100	100%
2	44	Trevor Williams	Miami Marlins	Arizona State	Jr.	AZ	\$1,261,400	\$1,261,400	100%
2	45	Teddy Stankiewicz	Boston Red Sox	Seminole State (OK) JC	Fr.	OK	\$915,000	\$1,229,600	74%
2	68	Jake Johansen	Washington Nationals	Dallas Baptist	Jr.	TX	\$820,000	\$820,000	100%
2s	70	Alex Balog	Colorado Rockies	San Francisco	Jr.	CA	\$795,200	\$795,200	100%
2s	73	Colby Suggs	Miami Marlins	Arkansas	Jr.	AR	\$600,000	\$759,200	79%
3	79	Dace Kime	Cleveland Indians	Louisville	Jr.	KY	\$525,000	\$692,200	76%
3	86	Bryan Verbitsky	San Diego Padres	Hofstra	Jr.	NY	\$400,000	\$621,400	64%
3	90	Barrett Astin	Milwaukee Brewers	Arkansas	Jr.	AR	\$584,300	\$584,300	100%
3	93	Mike Mayers	St. Louis Cardinals	Mississippi	Jr.	MS	\$510,000	\$557,900	91%
3	94	Jeff Thompson	Detroit Tigers	Louisville	Jr.	KY	\$549,400	\$549,400	100%
3	95	Keynan Middleton	Los Angeles Angels	Lane (OR) CC	So.	OR	\$450,000	\$541,000	83%
3	99	David Ledbetter	Texas Rangers	Cedarville (OH)	Rs. So.	OH	\$350,000	\$520,600	67%
3	101	Chase Johnson	San Francisco Giants	Cal Poly	Jr.	CA	\$440,000	\$510,600	86%
4	108	Tyler Skulina	Chicago Cubs	Kent State	Jr.	OH	\$800,000	\$477,300	168%
4	113	Myles Smith	Boston Red Sox	Lee (TN)	Jr.	TN	\$400,000	\$454,800	88%
4	122	Taylor Williams	Milwaukee Brewers	Kent State	Jr.	OH	\$400,000	\$417,000	96%
4	123	Andrew Mitchell	Chicago White Sox	Texas Christian	Jr.	TX	\$413,000	\$413,000	100%
4	126	Austin Kubitzka	Detroit Tigers	Rice	Jr.	TX	\$401,200	\$401,200	100%
4	127	Elliot Morris	Los Angeles Angels	Pierce (WA) JC	So.	WA	\$387,300	\$397,300	97%
4	131	Dylan Covey	Oakland Athletics	San Diego	Jr.	CA	\$370,000	\$382,300	97%
4	135	Ben Lively	Cincinnati Reds	Central Florida	Jr.	FL	\$350,000	\$367,900	95%
4	136	Nic Pivetta	Washington Nationals	New Mexico JC	So.	NM	\$364,300	\$364,300	100%



# 2013 Top 10 Round College Right Handed Pitchers Drafted

## Excludes Senior Signs

ROUND	OVERALL	PLAYER	TEAM	SCHOOL	LEVEL	STATE	BONUS	SLOT	SLOT %
1	3	Jonathan Gray	Colorado Rockies	Oklahoma	Jr.	OK	\$4,800,000	\$5,626,400	85%
1	15	Braden Shipley	Arizona Diamondbacks	Nevada	Jr.	NV	\$2,250,000	\$2,434,500	92%
1	18	Chris Anderson	Los Angeles Dodgers	Jacksonville	Jr.	FL	\$2,109,900	\$2,109,900	100%
1	20	Jonathon Crawford	Detroit Tigers	Florida	Jr.	FL	\$2,001,700	\$2,001,700	100%
1	23	Alex Gonzalez	Texas Rangers	Oral Roberts	Jr.	OK	\$2,215,000	\$1,920,600	115%
1	29	Ryne Stanek	Tampa Bay Rays	Arkansas	Jr.	AR	\$1,755,800	\$1,758,300	100%
1	31	Jason Hursh	Atlanta Braves	Oklahoma State	Jr.	OK	\$1,704,200	\$1,704,200	100%
1s	36	Aaron Blair	Arizona Diamondbacks	Marshall	Jr.	WV	\$1,435,000	\$1,547,700	93%
1s	38	Michael Lorenzen	Cincinnati Reds	Cal State Fullerton	Jr.	CA	\$1,500,000	\$1,470,500	102%
1s	39	Corey Knebel	Detroit Tigers	Texas	Jr.	TX	\$1,433,400	\$1,433,400	100%
2	40	Andrew Thurman	Houston Astros	UC Irvine	Jr.	CA	\$1,397,200	\$1,397,200	100%
2	43	Ryan Eades	Minnesota Twins	Louisiana State	Jr.	LA	\$1,294,100	\$1,294,100	100%
2	44	Trevor Williams	Miami Marlins	Arizona State	Jr.	AZ	\$1,261,400	\$1,261,400	100%
2	45	Teddy Stankiewicz	Boston Red Sox	Seminole State (OK) JC	Fr.	OK	\$915,000	\$1,229,600	74%
2	68	Jake Johansen	Washington Nationals	Dallas Baptist	Jr.	TX	\$820,000	\$820,000	100%
2s	70	Alex Balog	Colorado Rockies	San Francisco	Jr.	CA	\$795,200	\$795,200	100%
2s	73	Colby Suggs	Miami Marlins	Arkansas	Jr.	AR	\$600,000	\$759,200	79%
3	79	Dace Kime	Cleveland Indians	Louisville	Jr.	KY	\$525,000	\$692,200	76%
3	86	Bryan Verbitsky	San Diego Padres	Hofstra	Jr.	NY	\$400,000	\$621,400	64%
3	90	Barrett Astin	Milwaukee Brewers	Arkansas	Jr.	AR	\$584,300	\$584,300	100%
3	93	Mike Mayers	St. Louis Cardinals	Mississippi	Jr.	MS	\$510,000	\$557,900	91%
3	94	Jeff Thompson	Detroit Tigers	Louisville	Jr.	KY	\$549,400	\$549,400	100%
3	95	Keynan Middleton	Los Angeles Angels	Lane (OR) CC	So.	OR	\$450,000	\$541,000	83%
3	99	David Ledbetter	Texas Rangers	Cedarville (OH)	Rs. So.	OH	\$350,000	\$520,600	67%
3	101	Chase Johnson	San Francisco Giants	Cal Poly	Jr.	CA	\$440,000	\$510,600	86%
4	108	Tyler Skulina	Chicago Cubs	Kent State	Jr.	OH	\$800,000	\$477,300	168%
4	113	Myles Smith	Boston Red Sox	Lee (TN)	Jr.	TN	\$400,000	\$454,800	88%
4	122	Taylor Williams	Milwaukee Brewers	Kent State	Jr.	OH	\$400,000	\$417,000	96%
4	123	Andrew Mitchell	Chicago White Sox	Texas Christian	Jr.	TX	\$413,000	\$413,000	100%
4	126	Austin Kubitz	Detroit Tigers	Rice	Jr.	TX	\$401,200	\$401,200	100%
4	127	Elliot Morris	Los Angeles Angels	Pierce (WA) JC	So.	WA	\$387,300	\$397,300	97%
4	131	Dylan Covey	Oakland Athletics	San Diego	Jr.	CA	\$370,000	\$382,300	97%
4	135	Ben Lively	Cincinnati Reds	Central Florida	Jr.	FL	\$350,000	\$367,900	95%
4	136	Nic Pivetta	Washington Nationals	New Mexico JC	So.	NM	\$364,300	\$364,300	100%





# 2013 Top 10 Round College Right Handed Pitchers Drafted

## Excludes Senior Signs

ROUND	OVERALL	PLAYER	TEAM	SCHOOL	LEVEL	STATE	BONUS	SLOT	SLOT %
5	138	Trey Masek	Chicago Cubs	TX Tech	Jr.	TX	\$357,400	\$357,400	100%
5	139	Blake Shouse	Colorado Rockies	Middle Georgia JC	So.	GA	\$353,900	\$353,900	100%
5	140	Aaron Slegers	Minnesota Twins	Indiana	So.	IN	\$380,000	\$350,500	108%
5	152	Josh Uhen	Milwaukee Brewers	Wisconsin-Milwaukee	Jr.	WI	\$250,000	\$312,200	80%
5	154	J.D. Underwood	Los Angeles Dodgers	Palm Beach State (FL) JC	So.	FL	\$306,200	\$306,200	100%
5	157	Kyle McGowin	Los Angeles Angels	Savannah State	Jr.	GA	\$270,000	\$297,600	91%
5	161	Bobby Wahl	Oakland Athletics	Mississippi	Jr.	MS	\$500,000	\$286,200	175%
5	162	Dan Slania	San Francisco Giants	Notre Dame	Jr.	IN	\$283,500	\$283,500	100%
5	164	David Palladino	New York Yankees	Howard (TX) JC	Fr.	TX	\$371,000	\$278,100	133%
5	166	Austin Voth	Washington Nationals	Washington	Jr.	WA	\$272,800	\$272,800	100%
6	168	Scott Frazier	Chicago Cubs	Pepperdine	Jr.	CA	\$267,600	\$267,600	100%
6	178	Trevor Gott	San Diego Padres	Kentucky	Jr.	KY	\$200,000	\$242,900	82%
6	184	Jacob Rhame	Los Angeles Dodgers	Grayson County (TX) CC	So.	TX	\$300,000	\$229,300	131%
6	187	Harrison Cooney	Los Angeles Angels	Florida Gulf Coast	Jr.	FL	\$222,800	\$222,800	100%
6	191	Kyle Finnegan	Oakland Athletics	TX State	Jr.	TX	\$200,000	\$214,300	93%
6	192	Nick Vander Tuig	San Francisco Giants	UCLA	Jr.	CA	\$218,000	\$212,300	103%
6	193	Stephen Janas	Atlanta Braves	Kennesaw State	Jr.	GA	\$210,200	\$210,200	100%
6	195	Zack Weiss	Cincinnati Reds	UCLA	Jr.	CA	\$180,000	\$206,200	87%
7	198	David Garner	Chicago Cubs	Michigan State	Jr.	MI	\$175,000	\$200,400	87%
7	199	Konner Wade	Colorado Rockies	Arizona	Jr.	AZ	\$198,500	\$198,500	100%
7	200	Brian Gilbert	Minnesota Twins	Seton Hall	Jr.	NJ	\$120,000	\$196,600	61%
7	209	Buddy Borden	Pittsburgh Pirates	Nevada-Las Vegas	Jr.	NV	\$180,400	\$180,400	100%
7	217	Garrett Nuss	Los Angeles Angels	Seminole State (FL) JC	So.	FL	\$167,100	\$167,100	100%
7	220	Nick Gardewine	Texas Rangers	Kaskaskia (IL) CC	So.	IL	\$162,300	\$162,300	100%
7	224	Nick Rumbelow	New York Yankees	Louisiana State	Jr.	LA	\$100,000	\$160,800	62%
8	236	Ricky Knapp	New York Mets	Florida Gulf Coast	Jr.	FL	\$130,000	\$156,500	83%
8	246	Zach Reininger	Detroit Tigers	Hill (TX) JC	So.	TX	\$153,000	\$153,000	100%
9	269	Chad Kuhl	Pittsburgh Pirates	Delaware	Jr.	DE	\$145,000	\$145,200	100%
9	276	Will LaMarche	Detroit Tigers	Louisiana State	Jr.	LA	\$150,000	\$142,800	105%
10	290	C.K. Irby	Minnesota Twins	Samford	Jr.	AL	\$138,400	\$138,400	100%
10	299	Shane Carle	Pittsburgh Pirates	Long Beach State	Jr.	CA	\$100,000	\$135,600	74%
10	300	Jimmie Sherfy	Arizona Diamondbacks	Oregon	Jr.	OR	\$100,000	\$135,300	74%
10	310	Cole Wiper	Texas Rangers	Oregon	Fr.	OR	\$700,000	\$135,300	517%





# 2013 College Right Handed Pitchers Drafted by Bonus

ROUND	OVERALL	PLAYER	TEAM	SCHOOL	LEVEL	STATE	BONUS	SLOT	SLOT %
1	1	Mark Appel	Houston Astros	Stanford	Sr.	CA	\$6,350,000	\$7,790,400	82%
1	3	Jonathan Gray	Colorado Rockies	Oklahoma	Jr.	OK	\$4,800,000	\$5,626,400	85%
1	15	Braden Shipley	Arizona Diamondbacks	Nevada	Jr.	NV	\$2,250,000	\$2,434,500	92%
1	23	Alex Gonzalez	Texas Rangers	Oral Roberts	Jr.	OK	\$2,215,000	\$1,920,600	115%
1	18	Chris Anderson	Los Angeles Dodgers	Jacksonville	Jr.	FL	\$2,109,900	\$2,109,900	100%
1	20	Jonathon Crawford	Detroit Tigers	Florida	Jr.	FL	\$2,001,700	\$2,001,700	100%
1	29	Ryne Stanek	Tampa Bay Rays	Arkansas	Jr.	AR	\$1,755,800	\$1,758,300	100%
1	31	Jason Hursh	Atlanta Braves	Oklahoma State	Jr.	OK	\$1,704,200	\$1,704,200	100%
1s	38	Michael Lorenzen	Cincinnati Reds	Cal State Fullerton	Jr.	CA	\$1,500,000	\$1,470,500	102%
1s	36	Aaron Blair	Arizona Diamondbacks	Marshall	Jr.	WV	\$1,435,000	\$1,547,700	93%
1s	39	Corey Knebel	Detroit Tigers	Texas	Jr.	TX	\$1,433,400	\$1,433,400	100%
2	40	Andrew Thurman	Houston Astros	UC Irvine	Jr.	CA	\$1,397,200	\$1,397,200	100%
2	43	Ryan Eades	Minnesota Twins	Louisiana State	Jr.	LA	\$1,294,100	\$1,294,100	100%
2	44	Trevor Williams	Miami Marlins	Arizona State	Jr.	AZ	\$1,261,400	\$1,261,400	100%
2	45	Teddy Stankiewicz	Boston Red Sox	Seminole State (OK) JC	Fr.	OK	\$915,000	\$1,229,600	74%
2	68	Jake Johansen	Washington Nationals	Dallas Baptist	Jr.	TX	\$820,000	\$820,000	100%
4	108	Tyler Skulina	Chicago Cubs	Kent State	Jr.	OH	\$800,000	\$477,300	168%
2s	70	Alex Balog	Colorado Rockies	San Francisco	Jr.	CA	\$795,200	\$795,200	100%
10	310	Cole Wiper	Texas Rangers	Oregon	Fr.	OR	\$700,000	\$135,300	517%
2s	73	Colby Suggs	Miami Marlins	Arkansas	Jr.	AR	\$600,000	\$759,200	79%
3	90	Barrett Astin	Milwaukee Brewers	Arkansas	Jr.	AR	\$584,300	\$584,300	100%
11	326	Ty Bashlor	New York Mets	South Georgia JC	So.	GA	\$550,000	\$100,000	550%
3	94	Jeff Thompson	Detroit Tigers	Louisville	Jr.	KY	\$549,400	\$549,400	100%
3	79	Dace Kime	Cleveland Indians	Louisville	Jr.	KY	\$525,000	\$692,200	76%
3	93	Mike Mayers	St. Louis Cardinals	Mississippi	Jr.	MS	\$510,000	\$557,900	91%
5	161	Bobby Wahl	Oakland Athletics	Mississippi	Jr.	MS	\$500,000	\$286,200	175%
3	95	Keynan Middleton	Los Angeles Angels	Lane (OR) CC	So.	OR	\$450,000	\$541,000	83%
3	101	Chase Johnson	San Francisco Giants	Cal Poly	Jr.	CA	\$440,000	\$510,600	86%
4	123	Andrew Mitchell	Chicago White Sox	Texas Christian	Jr.	TX	\$413,000	\$413,000	100%
4	126	Austin Kubitza	Detroit Tigers	Rice	Jr.	TX	\$401,200	\$401,200	100%



# 2013 College Right Handed Pitchers Drafted by Bonus

ROUND	OVERALL	PLAYER	TEAM	SCHOOL	LEVEL	STATE	BONUS	SLOT	SLOT %
3	86	Bryan Verbitsky	San Diego Padres	Hofstra	Jr.	NY	\$400,000	\$621,400	64%
4	113	Myles Smith	Boston Red Sox	Lee (TN)	Jr.	TN	\$400,000	\$454,800	88%
4	122	Taylor Williams	Milwaukee Brewers	Kent State	Jr.	OH	\$400,000	\$417,000	96%
4	127	Elliot Morris	Los Angeles Angels	Pierce (WA) JC	So.	WA	\$387,300	\$397,300	97%
5	140	Aaron Slegers	Minnesota Twins	Indiana	So.	IN	\$380,000	\$350,500	108%
5	164	David Palladino	New York Yankees	Howard (TX) JC	Fr.	TX	\$371,000	\$278,100	133%
4	131	Dylan Covey	Oakland Athletics	San Diego	Jr.	CA	\$370,000	\$382,300	97%
4	136	Nic Pivetta	Washington Nationals	New Mexico JC	So.	NM	\$364,300	\$364,300	100%
5	138	Trey Masek	Chicago Cubs	TX Tech	Jr.	TX	\$357,400	\$357,400	100%
5	139	Blake Shouse	Colorado Rockies	Middle Georgia JC	So.	GA	\$353,900	\$353,900	100%
3	99	David Ledbetter	Texas Rangers	Cedarville (OH)	Rs. So.	OH	\$350,000	\$520,600	67%
4	135	Ben Lively	Cincinnati Reds	Central Florida	Jr.	FL	\$350,000	\$367,900	95%
5	154	J.D. Underwood	Los Angeles Dodgers	Palm Beach State (FL) JC	So.	FL	\$306,200	\$306,200	100%
6	184	Jacob Rhame	Los Angeles Dodgers	Grayson County (TX) CC	So.	TX	\$300,000	\$229,300	131%
11	321	Adam Plutko	Cleveland Indians	UCLA	Jr.	CA	\$300,000	\$100,000	300%
5	162	Dan Slania	San Francisco Giants	Notre Dame	Jr.	IN	\$283,500	\$283,500	100%
5	166	Austin Voth	Washington Nationals	Washington	Jr.	WA	\$272,800	\$272,800	100%
5	157	Kyle McGowin	Los Angeles Angels	Savannah State	Jr.	GA	\$270,000	\$297,600	91%
6	168	Scott Frazier	Chicago Cubs	Pepperdine	Jr.	CA	\$267,600	\$267,600	100%
5	152	Josh Uhen	Milwaukee Brewers	Wisconsin-Milwaukee	Jr.	WI	\$250,000	\$312,200	80%
5	156	Buck Farmer	Detroit Tigers	Georgia Tech	Sr.	GA	\$225,000	\$300,400	75%
6	187	Harrison Cooney	Los Angeles Angels	Florida Gulf Coast	Jr.	FL	\$222,800	\$222,800	100%
6	192	Nick Vander Tuig	San Francisco Giants	UCLA	Jr.	CA	\$218,000	\$212,300	103%
6	193	Stephen Janas	Atlanta Braves	Kennesaw State	Jr.	GA	\$210,200	\$210,200	100%
6	178	Trevor Gott	San Diego Padres	Kentucky	Jr.	KY	\$200,000	\$242,900	82%
6	191	Kyle Finnegan	Oakland Athletics	TX State	Jr.	TX	\$200,000	\$214,300	93%
12	369	Jake Bray	Baltimore Orioles	Feather River (CA) JC	So.	CA	\$200,000	\$100,000	200%
7	199	Konner Wade	Colorado Rockies	Arizona	Jr.	AZ	\$198,500	\$198,500	100%
7	209	Buddy Borden	Pittsburgh Pirates	Nevada-Las Vegas	Jr.	NV	\$180,400	\$180,400	100%
6	195	Zack Weiss	Cincinnati Reds	UCLA	Jr.	CA	\$180,000	\$206,200	87%
7	198	David Garner	Chicago Cubs	Michigan State	Jr.	MI	\$175,000	\$200,400	87%





# 2013 College Right Handed Pitchers Drafted by Bonus

ROUND	OVERALL	PLAYER	TEAM	SCHOOL	LEVEL	STATE	BONUS	SLOT	SLOT %
25	748	Tony Rizzotti	San Diego Padres	Tulane	So.	LA	\$175,000	\$100,000	175%
7	217	Garrett Nuss	Los Angeles Angels	Seminole State (FL) JC	So.	FL	\$167,100	\$167,100	100%
7	220	Nick Gardewine	Texas Rangers	Kaskaskia (IL) CC	So.	IL	\$162,300	\$162,300	100%
8	246	Zach Reinger	Detroit Tigers	Hill (TX) JC	So.	TX	\$153,000	\$153,000	100%
9	276	Will LaMarche	Detroit Tigers	Louisiana State	Jr.	LA	\$150,000	\$142,800	105%
9	269	Chad Kuhl	Pittsburgh Pirates	Delaware	Jr.	DE	\$145,000	\$145,200	100%
10	290	C.K. Irby	Minnesota Twins	Samford	Jr.	AL	\$138,400	\$138,400	100%
8	236	Ricky Knapp	New York Mets	Florida Gulf Coast	Jr.	FL	\$130,000	\$156,500	83%
14	430	Jarred Smith	Texas Rangers	Manatee (FL) JC	Fr.	FL	\$130,000	\$100,000	130%
24	726	Chase Edwards	Detroit Tigers	Hill (TX) JC	Fr.	TX	\$130,000	\$100,000	130%
21	642	Caleb Simpson	San Francisco Giants	Seminole State (OK) JC	So.	OK	\$125,000	\$100,000	125%
7	200	Brian Gilbert	Minnesota Twins	Seton Hall	Jr.	NJ	\$120,000	\$196,600	61%
7	224	Nick Rumbelow	New York Yankees	Louisiana State	Jr.	LA	\$100,000	\$160,800	62%
10	299	Shane Carle	Pittsburgh Pirates	Long Beach State	Jr.	CA	\$100,000	\$135,600	74%
10	300	Jimmie Sherfy	Arizona Diamondbacks	Oregon	Jr.	OR	\$100,000	\$135,300	74%
11	336	Chad Green	Detroit Tigers	Louisville	Jr.	KY	\$100,000	\$100,000	100%
11	341	Lou Trivino	Oakland Athletics	Slippery Rock (PA)	Jr.	PA	\$100,000	\$100,000	100%
11	346	John Simms	Washington Nationals	Rice	Jr.	TX	\$100,000	\$100,000	100%
12	350	Ethan Mildren	Minnesota Twins	Pittsburgh	Jr.	PA	\$100,000	\$100,000	100%
12	374	Philip Walby	New York Yankees	San Diego State	Jr.	CA	\$100,000	\$100,000	100%
13	386	Kevin McGowan	New York Mets	Franklin Pierce (NH)	Jr.	NH	\$100,000	\$100,000	100%
13	388	Travis Remillard	San Diego Padres	Northeastern Oklahoma A&M JC	So.	OK	\$100,000	\$100,000	100%
13	402	Pat Young	San Francisco Giants	Villanova	Jr.	PA	\$100,000	\$100,000	100%
13	404	Cale Coshow	New York Yankees	Oklahoma Christian	Jr.	OK	\$100,000	\$100,000	100%
13	405	Evan Mitchell	Cincinnati Reds	Mississippi State	Jr.	MS	\$100,000	\$100,000	100%
14	409	Dylan Stamey	Colorado Rockies	South Alabama	Jr.	AL	\$100,000	\$100,000	100%
15	438	Michael Wagner	Chicago Cubs	San Diego	Jr.	CA	\$100,000	\$100,000	100%
16	485	Blake Higgins	St. Louis Cardinals	Jackson (MI) CC	So.	MI	\$100,000	\$100,000	100%
16	487	Ryan Etsell	Los Angeles Angels	Hillsborough (FL) JC	So.	FL	\$100,000	\$100,000	100%
17	504	Kevin Perez	Kansas City Royals	Miami Dade JC	Fr.	FL	\$100,000	\$100,000	100%
18	541	Dan Child	Philadelphia Phillies	Oregon State	Jr.	OR	\$100,000	\$100,000	100%
18	550	David Gates	Texas Rangers	Howard (TX) JC	So.	TX	\$100,000	\$100,000	100%
19	578	Josh Kimborowicz	Tampa Bay Rays	Everett (WA) CC	So.	WA	\$100,000	\$100,000	100%
19	579	Dylan Rheault	Baltimore Orioles	Central Michigan	So.	MI	\$100,000	\$100,000	100%
19	580	Ryan Ledbetter	Texas Rangers	Cedarville (OH)	Rs. So.	OH	\$100,000	\$100,000	100%
20	594	Glenn Sparkman	Kansas City Royals	Wharton (TX) JC	So.	TX	\$100,000	\$100,000	100%
32	951	Cortland Cox	Cleveland Indians	Riverside (CA) CC	So.	CA	\$100,000	\$100,000	100%
40	1205	Artie Reyes	St. Louis Cardinals	Gonzaga	Jr.	WA	\$100,000	\$100,000	100%



# 2013 MLB Draft -Team Total Expenditures

Team	2013	2012	2011
Cubs	\$11,724,900	\$9,164,700	\$11,994,550
Astros	\$11,441,000	\$12,074,200	\$5,545,800
Rockies	\$10,368,200	\$6,978,700	\$3,967,900
Pirates	\$9,887,400	\$3,830,700	\$17,005,700
Royals	\$9,581,900	\$7,573,000	\$14,066,000
Yankees	\$9,197,400	\$4,898,400	\$6,324,500
Twins	\$8,776,400	\$12,602,400	\$5,902,300
Cardinals	\$8,526,400	\$9,909,490	\$4,554,000
Diamondbacks	\$8,049,100	\$4,594,800	\$11,930,000
Marlins	\$7,951,000	\$5,755,700	\$4,135,000
Padres	\$7,895,000	\$10,993,000	\$11,020,600
Mets	\$7,854,400	\$7,007,400	\$6,782,500
Rangers	\$7,696,500	\$7,394,400	\$4,193,000
Mariners	\$7,376,700	\$9,325,200	\$11,330,500
Orioles	\$7,235,000	\$7,433,200	\$8,432,100
Red Sox	\$7,210,900	\$7,908,000	\$10,978,700
Rays	\$7,147,000	\$4,427,300	\$11,482,900
Tigers	\$6,839,100	\$3,172,300	\$2,878,700
Reds	\$6,757,800	\$7,450,400	\$6,378,900
Indians	\$6,713,600	\$5,330,000	\$8,225,000
Athletics	\$6,506,100	\$8,301,600	\$3,067,300
Dodgers	\$6,366,100	\$6,277,300	\$3,509,300
Phillies	\$6,186,900	\$4,787,800	\$4,689,800
Giants	\$6,063,800	\$4,630,500	\$6,266,000
White Sox	\$5,810,800	\$6,452,100	\$2,786,300
Braves	\$5,410,500	\$4,758,000	\$3,735,700
Brewers	\$4,637,300	\$7,200,100	\$7,509,300
Blue Jays	\$3,747,280	\$10,486,000	\$10,996,500
Nationals	\$3,176,200	\$4,880,500	\$15,002,100
Angels	\$3,168,200	\$2,289,800	\$3,318,100
Total	\$219,302,880	\$207,886,990	\$228,009,050
Average	\$7,310,096	\$6,929,566	\$7,600,302





# 2013 MLB Draft Bonus Pool Expenditures

Team	Pool Spending	Bonus Pool	Pct.	Plus/Minus	Tax
Dodgers	\$5,465,100	\$5,211,700	104.90%	(\$253,400)	\$190,050
Cubs	\$11,068,400	\$10,556,500	104.80%	(\$511,900)	\$383,925
Giants	\$4,938,800	\$4,712,200	104.80%	(\$226,600)	\$169,950
Mariners	\$6,426,700	\$6,132,700	104.80%	(\$294,000)	\$220,500
Cardinals	\$7,232,400	\$6,907,900	104.70%	(\$324,500)	\$243,375
Braves	\$4,730,500	\$4,522,300	104.60%	(\$208,200)	\$156,150
Rangers	\$6,781,500	\$6,553,800	103.50%	(\$227,700)	\$170,775
Yankees	\$8,071,400	\$7,957,400	101.40%	(\$114,000)	\$85,500
Pirates	\$8,982,400	\$8,884,600	101.10%	(\$97,800)	\$73,350
Royals	\$8,369,400	\$8,290,700	100.90%	(\$78,700)	\$59,025
Padres	\$6,801,000	\$6,808,900	99.90%	\$7,900	\$0
White Sox	\$5,278,800	\$5,301,600	99.60%	\$22,800	\$0
Orioles	\$6,345,000	\$6,387,900	99.30%	\$42,900	\$0
Reds	\$5,980,800	\$6,046,700	98.90%	\$65,900	\$0
Mets	\$6,907,400	\$6,990,000	98.80%	\$82,600	\$0
Diamondbacks	\$7,121,600	\$7,229,600	98.50%	\$108,000	\$0
Brewers	\$3,880,300	\$3,944,600	98.40%	\$64,300	\$0
Nationals	\$2,682,200	\$2,737,200	98.00%	\$55,000	\$0
Twins	\$8,079,400	\$8,264,400	97.80%	\$26,400	\$0
Athletics	\$5,894,100	\$6,036,800	97.60%	\$142,700	\$0
Rockies	\$9,758,700	\$10,199,400	95.70%	\$440,700	\$0
Indians	\$5,918,600	\$6,188,800	95.60%	\$132,100	\$0
Tigers	\$6,150,600	\$6,467,400	95.10%	\$316,800	\$0
Rays	\$6,337,500	\$6,694,900	94.70%	\$136,800	\$0
Astros	\$10,821,500	\$11,698,800	92.50%	\$877,300	\$0
Phillies	\$5,567,400	\$6,045,100	92.10%	(\$73,500)	\$55,125
Red Sox	\$6,239,900	\$6,830,200	91.40%	\$590,300	\$0
Angels	\$2,626,200	\$2,998,200	87.60%	\$372,000	\$0
Marlins	\$7,106,000	\$9,503,100	74.80%	\$127,700	\$0
Blue Jays	\$3,053,280	\$6,398,200	47.70%	\$423,520	\$0
<b>Total</b>	<b>\$194,616,880</b>	<b>\$202,501,600</b>	<b>96.10%</b>		<b>\$1,807,725</b>





# 2013 MLB Draft Over Slot College Bonuses

ROUND	OVERALL	PLAYER	TEAM	POS	SCHOOL	LEVEL	STATE	BONUS	SLOT	SLOT %
11	326	Ty Bashlor	New York Mets	RHP	South Georgia JC	So.	GA	\$550,000	\$100,000	550%
10	310	Cole Wiper	Texas Rangers	RHP	Oregon	Fr.	OR	\$700,000	\$135,300	517%
11	329	Erich Weiss	Pittsburgh Pirates	3B	Texas	Jr.	TX	\$305,000	\$100,000	305%
11	321	Adam Plutko	Cleveland Indians	RHP	UCLA	Jr.	CA	\$300,000	\$100,000	300%
11	334	Spencer Navin	Los Angeles Dodgers	C	Vanderbilt	Jr.	TN	\$300,000	\$100,000	300%
7	202	Justin Bohn	Miami Marlins	SS	Feather River (CA) JC	So.	CA	\$525,000	\$192,900	272%
11	338	Hunter Lockwood	Tampa Bay Rays	OF	Weatherford (TX) JC	So.	TX	\$247,500	\$100,000	248%
1s	34	Sean Manaea	Kansas City Royals	LHP	Indiana State	Jr.	IN	\$3,550,000	\$1,623,000	219%
12	369	Jake Bray	Baltimore Orioles	RHP	Feather River (CA) JC	So.	CA	\$200,000	\$100,000	200%
7	206	Matt Oberste	New York Mets	1B	Oklahoma	Jr.	OK	\$325,000	\$185,700	175%
12	353	Jake Drehoff	Boston Red Sox	LHP	Southern Mississippi	So.	MS	\$175,000	\$100,000	175%
25	748	Tony Rizzotti	San Diego Padres	RHP	Tulane	So.	LA	\$175,000	\$100,000	175%
5	161	Bobby Wahl	Oakland Athletics	RHP	Mississippi	Jr.	MS	\$500,000	\$286,200	175%
4	108	Tyler Skulina	Chicago Cubs	RHP	Kent State	Jr.	OH	\$800,000	\$477,300	168%
2	49	Austin Wilson	Seattle Mariners	OF	Stanford	Jr.	CA	\$1,700,000	\$1,110,000	153%
19	558	Will Remillard	Chicago Cubs	C	Coastal Carolina	Jr.	SC	\$150,000	\$100,000	150%
5	146	Jared King	New York Mets	OF	Kansas State	Jr.	KS	\$450,000	\$330,800	136%
3	75	Jacob Hannemann	Chicago Cubs	OF	Brigham Young	Jr.	UT	\$1,000,000	\$736,200	136%
5	164	David Palladino	New York Yankees	RHP	Howard (TX) JC	Fr.	TX	\$371,000	\$278,100	133%
7	219	Drew Dosch	Baltimore Orioles	3B	Youngstown State	Jr.	OH	\$218,500	\$163,800	133%
6	184	Jacob Rhame	Los Angeles Dodgers	RHP	Grayson County (TX) CC	So.	TX	\$300,000	\$229,300	131%
14	430	Jarred Smith	Texas Rangers	RHP	Manatee (FL) JC	Fr.	FL	\$130,000	\$100,000	130%
24	726	Chase Edwards	Detroit Tigers	RHP	Hill (TX) JC	Fr.	TX	\$130,000	\$100,000	130%
4	117	Ryan Horstman	Seattle Mariners	LHP	St. John's	RS Fr.	NY	\$550,000	\$437,600	126%
12	362	Trevor Seidenberger	Milwaukee Brewers	LHP	Texas Christian	Jr.	TX	\$125,000	\$100,000	125%
21	642	Caleb Simpson	San Francisco Giants	RHP	Seminole State (OK) JC	So.	OK	\$125,000	\$100,000	125%
1	23	Alex Gonzalez	Texas Rangers	RHP	Oral Roberts	Jr.	OK	\$2,215,000	\$1,920,600	115%
8	243	Chris Freudenberg	Chicago White Sox	LHP	South Mountain (AZ) CC	So.	AZ	\$175,000	\$154,000	114%
4	132	Brian Ragira	San Francisco Giants	1B	Stanford	Jr.	CA	\$415,000	\$378,600	110%
5	140	Aaron Slegers	Minnesota Twins	RHP	Indiana	So.	IN	\$380,000	\$350,500	108%
1	32	Aaron Judge	New York Yankees	OF	Fresno State	Jr.	CA	\$1,800,000	\$1,677,100	107%
9	276	Will LaMarche	Detroit Tigers	RHP	Louisiana State	Jr.	LA	\$150,000	\$142,800	105%
6	192	Nick Vander Tuig	San Francisco Giants	RHP	UCLA	Jr.	CA	\$218,000	\$212,300	103%
1s	38	Michael Lorenzen	Cincinnati Reds	RHP	Cal State Fullerton	Jr.	CA	\$1,500,000	\$1,470,500	102%
9	257	Brian Holberton	Houston Astros	C	North Carolina	Jr.	NC	\$150,000	\$149,200	101%



# 2013 MLB Draft Over Slot RHR Juniors

ROUND	OVERALL	PLAYER	TEAM	SCHOOL	LEVEL	STATE	BONUS	SLOT	SLOT %
11	321	Adam Plutko	Cleveland Indians	UCLA	Jr.	CA	\$300,000	\$100,000	300%
5	161	Bobby Wahl	Oakland Athletics	Mississippi	Jr.	MS	\$500,000	\$286,200	175%
4	108	Tyler Skulina	Chicago Cubs	Kent State	Jr.	OH	\$800,000	\$477,300	168%
1	23	Alex Gonzalez	Texas Rangers	Oral Roberts	Jr.	OK	\$2,215,000	\$1,920,600	115%
9	276	Will LaMarche	Detroit Tigers	Louisiana State	Jr.	LA	\$150,000	\$142,800	105%
6	192	Nick Vander Tuig	San Francisco Giants	UCLA	Jr.	CA	\$218,000	\$212,300	103%
1s	38	Michael Lorenzen	Cincinnati Reds	Cal State Fullerton	Jr.	CA	\$1,500,000	\$1,470,500	102%





# 2013 MLB Draft Top 10 Round College Sr. Quantity

AL East	# of Sr. Signs	NL East	# of Sr. Signs
Blue Jays	4	Nationals	3
Red Sox	3	Phillies	3
Yankees	3	Mets	2
Rays	2	Braves	1
Orioles	1	Marlins	1
AL Central		NL Central	
Royals	4	Cardinals	4
Tigers	3	Brewers	2
White Sox	3	Reds	2
Indians	1	Cubs	1
Twins	1	Pirates	0
AL West		NL West	
Mariners	5	Dodgers	3
Angels	3	Padres	2
Rangers	2	Rockies	1
Athletics	2	Giants	1
Astros	1	Diamondbacks	1



# 2013 MLB Draft Results - 1st Round

ROUND	OVERALL	PLAYER	TEAM	POSITION	SCHOOL	LEVEL	STATE	BONUS	SLOT	SLOT %
1	1	Mark Appel	Houston Astros	RHP	Stanford	Sr.	CA	\$6,350,000	\$7,790,400	82%
1	2	Kris Bryant	Chicago Cubs	3B	San Diego	Jr.	CA	\$6,708,400	\$6,708,400	100%
1	3	Jonathan Gray	Colorado Rockies	RHP	Oklahoma	Jr.	OK	\$4,800,000	\$5,626,400	85%
1	4	Kohl Stewart	Minnesota Twins	RHP	St. Pius X HS, Houston	HS	TX	\$4,544,400	\$4,544,400	100%
1	5	Clint Frazier	Cleveland Indians	OF	Loganville (GA) HS	HS	GA	\$3,500,000	\$3,787,000	92%
1	6	Colin Moran	Miami Marlins	3B	North Carolina	Jr.	NC	\$3,516,500	\$3,516,500	100%
1	7	Trey Ball	Boston Red Sox	LHP	New Castle (IN) HS	HS	IN	\$2,750,000	\$3,246,000	85%
1	8	Hunter Dozier	Kansas City Royals	SS	Stephen F. Austin State	Jr.	TX	\$2,200,000	\$3,137,800	70%
1	9	Austin Meadows	Pittsburgh Pirates	OF	Grayson HS, Loganville, GA	HS	GA	\$3,029,600	\$3,029,600	100%
1	10	Phil Bickford	Toronto Blue Jays	RHP	Oaks Christian HS,	HS	CA	Unsigned	\$2,921,400	N/A
1	11	Dominic Smith	New York Mets	1B	JSerra HS, Gardena, CA	HS	CA	\$2,600,000	\$2,840,300	92%
1	12	D.J. Peterson	Seattle Mariners	3B	New Mexico	Jr.	NM	\$2,759,100	\$2,759,100	100%
1	13	Hunter Renfroe	San Diego Padres	OF	Mississippi State	Jr.	MS	\$2,678,000	\$2,678,000	100%
1	14	Reese McGuire	Pittsburgh Pirates	C	Kentwood HS, Covington, WA	HS	WA	\$2,369,800	\$2,569,800	92%
1	15	Braden Shipley	Arizona Diamondbacks	RHP	Nevada	Jr.	NV	\$2,250,000	\$2,434,500	92%
1	16	J.P. Crawford	Philadelphia Phillies	SS	Lakewood (CA) HS	HS	CA	\$2,299,300	\$2,299,300	100%
1	17	Tim Anderson	Chicago White Sox	SS	East Central (MS) CC	So.	MS	\$2,164,000	\$2,164,000	100%
1	18	Chris Anderson	Los Angeles Dodgers	RHP	Jacksonville	Jr.	FL	\$2,109,900	\$2,109,900	100%
1	19	Marco Gonzales	St. Louis Cardinals	LHP	Gonzaga	Jr.	WA	\$1,850,000	\$2,055,800	90%
1	20	Jonathon Crawford	Detroit Tigers	RHP	Florida	Jr.	FL	\$2,001,700	\$2,001,700	100%
1	21	Nick Ciuffo	Tampa Bay Rays	C	Lexington (SC) HS	HS	SC	\$1,972,200	\$1,974,700	100%
1	22	Hunter Harvey	Baltimore Orioles	RHP	Bandys HS, Catawba, NC	HS	NC	\$1,947,600	\$1,947,600	100%
1	23	Alex Gonzalez	Texas Rangers	RHP	Oral Roberts	Jr.	OK	\$2,215,000	\$1,920,600	115%
1	24	Billy McKinney	Oakland Athletics	OF	Plano (TX) West HS	HS	TX	\$1,800,000	\$1,893,500	95%
1	25	Christian Arroyo	San Francisco Giants	SS	Hernando HS, Brooksville, FL	HS	FL	\$1,866,500	\$1,866,500	100%
1	26	Eric Jagielo	New York Yankees	3B	Notre Dame	Jr.	IN	\$1,839,400	\$1,839,400	100%
1	27	Phillip Ervin	Cincinnati Reds	OF	Samford	Jr.	AL	\$1,812,400	\$1,812,400	100%
1	28	Rob Kaminsky	St. Louis Cardinals	LHP	Saint Joseph Regional HS	HS	NJ	\$1,785,300	\$1,785,300	100%
1	29	Ryne Stanek	Tampa Bay Rays	RHP	Arkansas	Jr.	AR	\$1,755,800	\$1,758,300	100%
1	30	Travis Demeritte	Texas Rangers	SS	Winder-Barrow HS, Winder, GA	HS	GA	\$1,900,000	\$1,731,200	110%
1	31	Jason Hursh	Atlanta Braves	RHP	Oklahoma State	Jr.	OK	\$1,704,200	\$1,704,200	100%
1	32	Aaron Judge	New York Yankees	OF	Fresno State	Jr.	CA	\$1,800,000	\$1,677,100	107%
1	33	Ian Clarkin	New York Yankees	LHP	Madison HS, San Diego	HS	CA	\$1,650,100	\$1,650,100	100%





# 2013 MLB Draft Results - 1st Supplemental Round

ROUND	OVERALL	PLAYER	TEAM	POSITION	SCHOOL	LEVEL	STATE	BONUS	SLOT	SLOT %
1s	34	Sean Manaea	Kansas City Royals	LHP	Indiana State	Jr.	IN	\$3,550,000	\$1,623,000	219%
1s	35	Matt Krook	Miami Marlins	LHP	St. Ignatius HS, San Francisco	HS	CA	Unsigned	\$1,587,700	N/A
1s	36	Aaron Blair	Arizona Diamondbacks	RHP	Marshall	Jr.	WV	\$1,435,000	\$1,547,700	93%
1s	37	Josh Hart	Baltimore Orioles	OF	Parkview HS, Lilburn, GA	HS	GA	\$1,450,000	\$1,508,600	96%
1s	38	Michael Lorenzen	Cincinnati Reds	RHP	Cal State Fullerton	Jr.	CA	\$1,500,000	\$1,470,500	102%
1s	39	Corey Knebel	Detroit Tigers	RHP	Texas	Jr.	TX	\$1,433,400	\$1,433,400	100%





# 2013 MLB Draft Results - 2nd Round

ROUND	OVERALL	PLAYER	TEAM	POSITION	SCHOOL	LEVEL	STATE	BONUS	SLOT	SLOT %
2	40	Andrew Thurman	Houston Astros	RHP	UC Irvine	Jr.	CA	\$1,397,200	\$1,397,200	100%
2	41	Rob Zastryzny	Chicago Cubs	LHP	Missouri	Jr.	MO	\$1,100,000	\$1,361,900	81%
2	42	Ryan McMahon	Colorado Rockies	3B	Mater Dei HS, Santa Ana, CA	HS	CA	\$1,327,600	\$1,327,600	100%
2	43	Ryan Eades	Minnesota Twins	RHP	Louisiana State	Jr.	LA	\$1,294,100	\$1,294,100	100%
2	44	Trevor Williams	Miami Marlins	RHP	Arizona State	Jr.	AZ	\$1,261,400	\$1,261,400	100%
2	45	Teddy Stankiewicz	Boston Red Sox	RHP	Seminole State (OK) JC	Fr.	OK	\$915,000	\$1,229,600	74%
2	46	Cody Reed	Kansas City Royals	LHP	Northwest Mississippi CC	So.	MS	\$1,198,500	\$1,198,500	100%
2	47	Clinton Hollon	Toronto Blue Jays	RHP	Woodford County HS, Versailles, KY	HS	KY	\$467,280	\$1,168,200	40%
2	48	Andrew Church	New York Mets	RHP	Basic HS, Henderson, NV	HS	NV	\$850,000	\$1,138,800	75%
2	49	Austin Wilson	Seattle Mariners	OF	Stanford	Jr.	CA	\$1,700,000	\$1,110,000	153%
2	50	Dustin Peterson	San Diego Padres	SS	Gilbert (AZ) HS	HS	AZ	\$1,400,000	\$1,082,000	129%
2	51	Blake Taylor	Pittsburgh Pirates	LHP	Dana Hills HS, Dana Point, CA	HS	CA	\$750,000	\$1,065,400	70%
2	52	Justin Williams	Arizona Diamondbacks	SS	Terrebonne HS, Houma, LA	HS	LA	\$1,050,000	\$1,049,200	100%
2	53	Andrew Knapp	Philadelphia Phillies	C	California	Jr.	CA	\$1,033,100	\$1,033,100	100%
2	54	Devin Williams	Milwaukee Brewers	RHP	Hazelwood (MO) West HS	HS	MO	\$1,350,000	\$1,017,300	133%
2	55	Tyler Danish	Chicago White Sox	RHP	Durant HS, Plant City, FL	HS	FL	\$1,001,800	\$1,001,800	100%
2	56	Tom Windle	Los Angeles Dodgers	LHP	Minnesota	Jr.	MN	\$986,500	\$986,500	100%
2	57	Oscar Mercado	St. Louis Cardinals	SS	Gaither HS, Tampa	HS	FL	\$1,500,000	\$971,400	154%
2	58	Kevin Ziomek	Detroit Tigers	LHP	Vanderbilt	Jr.	TN	\$956,600	\$956,600	100%
2	59	Hunter Green	Los Angeles Angels	LHP	Warren East HS, Bowling Green, KY	HS	KY	\$942,000	\$942,000	100%
2	60	Riley Unroe	Tampa Bay Rays	SS	Desert Ridge HS, Mesa, AZ	HS	AZ	\$997,500	\$927,500	108%
2	61	Chance Sisco	Baltimore Orioles	C	Temescal Canyon HS, Lake Elsinore, CA	HS	CA	\$785,000	\$913,300	86%
2	62	Akeem Bostick	Texas Rangers	RHP	West Florence (SC) HS	HS	SC	\$520,600	\$899,400	58%
2	63	Dillon Overton	Oakland Athletics	LHP	Oklahoma	Jr.	OK	\$400,000	\$885,600	45%
2	64	Ryder Jones	San Francisco Giants	3B	Watauga HS, Boone, NC	HS	NC	\$880,000	\$872,100	101%
2	65	Victor Caratini	Atlanta Braves	C	Miami Dade JC	Fr.	FL	\$800,000	\$858,800	93%
2	66	Gosuke Katoh	New York Yankees	2B	Rancho Bernardo HS, San Diego	HS	CA	\$845,700	\$845,700	100%
2	67	K.J. Franklin	Cincinnati Reds	3B	Gahr HS, Cerritos, CA	HS	CA	\$675,000	\$832,700	81%
2	68	Jake Johansen	Washington Nationals	RHP	Dallas Baptist	Jr.	TX	\$820,000	\$820,000	100%





# 2013 MLB Draft Results - 2nd Supplemental Round

ROUND	OVERALL	PLAYER	TEAM	POSITION	SCHOOL	LEVEL	STATE	BONUS	SLOT	SLOT %
2s	69	Jordan Paroubeck	San Diego Padres	OF	Serra HS, San Mateo, CA	HS	CA	\$650,000	\$807,500	80%
2s	70	Alex Balog	Colorado Rockies	RHP	San Francisco	Jr.	CA	\$795,200	\$795,200	100%
2s	71	Chad Pinder	Oakland Athletics	SS	Virginia Tech	Jr.	VA	\$750,000	\$782,900	96%
2s	72	Tucker Neuhaus	Milwaukee Brewers	SS	Wharton HS, Tampa	HS	FL	\$771,000	\$771,000	100%
2s	73	Colby Suggs	Miami Marlins	RHP	Arkansas	Jr.	AR	\$600,000	\$759,200	79%



# 2013 MLB Draft Results - 3rd Round


ROUND	OVERALL	PLAYER	TEAM	POSITION	SCHOOL	LEVEL	STATE	BONUS	SLOT	SLOT %
3	74	Kent Emanuel	Houston Astros	LHP	North Carolina	Jr.	NC	\$747,700	\$747,700	100%
3	75	Jacob Hannemann	Chicago Cubs	OF	Brigham Young	Jr.	UT	\$1,000,000	\$736,200	136%
3	76	Ivan Wilson	New York Mets	OF	Ruston (LA) HS	HS	LA	\$624,900	\$724,900	86%
3	77	Sam Moll	Colorado Rockies	LHP	Memphis	Jr.	TN	\$600,000	\$713,900	84%
3	78	Stuart Turner	Minnesota Twins	C	Mississippi	Jr.	MS	\$550,000	\$703,000	78%
3	79	Dace Kime	Cleveland Indians	RHP	Louisville	Jr.	KY	\$525,000	\$692,200	76%
3	80	Ben DeLuzio	Miami Marlins	SS	The First Academy, Orlando	HS	FL	Unsigned	\$681,700	N/A
3	81	Jonathan Denney	Boston Red Sox	C	Yukon (OK) HS	HS	OK	\$875,000	\$671,200	130%
3	82	Carter Hope	Kansas City Royals	RHP	The Woodlands (TX) HS	HS	TX	\$560,900	\$660,900	85%
3	83	Patrick Murphy	Toronto Blue Jays	RHP	Hamilton HS, Chandler, AZ	HS	AZ	\$500,000	\$650,800	77%
3	84	Casey Meisner	New York Mets	RHP	Cypress Woods HS, Cypress, TX	HS	TX	\$500,000	\$640,900	78%
3	85	Tyler O'Neill	Seattle Mariners	OF	Garibaldi SS, Maple Ridge, B.C.	HS	B.C.	\$650,000	\$631,100	103%
3	86	Bryan Verbitsky	San Diego Padres	RHP	Hofstra	Jr.	NY	\$400,000	\$621,400	64%
3	87	JaCoby Jones	Pittsburgh Pirates	OF	Louisiana State	Jr.	LA	\$612,000	\$612,000	100%
3	88	Daniel Palka	Arizona Diamondbacks	1B	Georgia Tech	Jr.	GA	\$550,000	\$602,600	91%
3	89	Cord Sandberg	Philadelphia Phillies	OF	Manatee HS, Bradenton, FL	HS	FL	\$775,000	\$593,400	131%
3	90	Barrett Astin	Milwaukee Brewers	RHP	Arkansas	Jr.	AR	\$584,300	\$584,300	100%
3	91	Jacob May	Chicago White Sox	OF	Coastal Carolina	Jr.	SC	\$525,000	\$575,400	91%
3	92	Brandon Dixon	Los Angeles Dodgers	3B	Arizona	Jr.	AZ	\$566,500	\$566,500	100%
3	93	Mike Mayers	St. Louis Cardinals	RHP	Mississippi	Jr.	MS	\$510,000	\$557,900	91%
3	94	Jeff Thompson	Detroit Tigers	RHP	Louisville	Jr.	KY	\$549,400	\$549,400	100%
3	95	Keynan Middleton	Los Angeles Angels	RHP	Lane (OR) CC	So.	OR	\$450,000	\$541,000	83%
3	96	Jan Hernandez	Philadelphia Phillies	SS	Beltran Academy, Florida, PR	HS	PR	\$550,000	\$535,800	103%
3	97	Thomas Milone	Tampa Bay Rays	OF	Masuk HS, Monroe, CT	HS	CT	\$528,100	\$530,600	100%
3	98	Stephen Tarpley	Baltimore Orioles	LHP	Scottsdale (AZ) CC	So.	AZ	\$525,500	\$525,500	100%
3	99	David Ledbetter	Texas Rangers	RHP	Cedarville (OH)	Rs. So.	OH	\$350,000	\$520,600	67%
3	100	Ryon Healy	Oakland Athletics	1B	Oregon	Jr.	OR	\$500,000	\$515,600	97%
3	101	Chase Johnson	San Francisco Giants	RHP	Cal Poly	Jr.	CA	\$440,000	\$510,600	86%
3	102	Carlos Salzar	Atlanta Braves	RHP	Kerman (CA) HS	HS	CA	\$625,000	\$505,700	124%
3	103	Michael O'Neill	New York Yankees	OF	Michigan	Jr.	MI	\$500,900	\$500,900	100%
3	104	Mark Armstrong	Cincinnati Reds	RHP	Clarence (NY) HS	HS	NY	\$496,000	\$496,000	100%
3	105	Drew Ward	Washington Nationals	3B	Leedey (OK) HS	HS	OK	\$850,000	\$491,200	173%





# 2013 MLB Draft Results - 3rd Supplemental Round

ROUND	OVERALL	PLAYER	TEAM	POSITION	SCHOOL	LEVEL	STATE	BONUS	SLOT	SLOT %
3s	106	Chris Kohler	Oakland Athletics	LHP	Los Osos HS, Rancho Cucamonga, CA	HS	CA	\$486,600	\$486,600	100%





# 2013 MLB Draft Results - 4th Round

ROUND	OVERALL	PLAYER	TEAM	POSITION	SCHOOL	LEVEL	STATE	BONUS	SLOT	SLOT %
4	107	Conrad Gregor	Houston Astros	1B	Vanderbilt	Jr.	TN	\$481,900	\$481,900	100%
4	108	Tyler Skulina	Chicago Cubs	RHP	Kent State	Jr.	OH	\$800,000	\$477,300	168%
4	109	Jordan Patterson	Colorado Rockies	OF	South Alabama	Jr.	AL	\$425,000	\$472,600	90%
4	110	Stephen Gonsalves	Minnesota Twins	LHP	Cathedral Catholic HS, San Diego	HS	CA	\$700,000	\$468,200	150%
4	111	Kyle Crockett	Cleveland Indians	LHP	Virginia	Jr.	VA	\$463,600	\$463,600	100%
4	112	K.J. Woods	Miami Marlins	OF	Fort Mill (SC) HS	HS	SC	\$459,200	\$459,200	100%
4	113	Myles Smith	Boston Red Sox	RHP	Lee (TN)	Jr.	TN	\$400,000	\$454,800	88%
4	114	Zane Evans	Kansas City Royals	C	Georgia Tech	Jr.	GA	\$400,000	\$450,400	89%
4	115	Evan Smith	Toronto Blue Jays	LHP	Montgomery HS, Semmes, AL	HS	AL	\$350,000	\$446,100	78%
4	116	L.J. Mazzilli	New York Mets	2B	Connecticut	Sr.	CT	\$300,000	\$441,800	68%
4	117	Ryan Horstman	Seattle Mariners	LHP	St. John's	RS Fr.	NY	\$550,000	\$437,600	126%
4	118	Mason Smith	San Diego Padres	OF	Rocky Mountain HS, Meridian, ID	HS	ID	\$415,000	\$433,300	96%
4	119	Cody Dickson	Pittsburgh Pirates	LHP	Sam Houston State	Jr.	TX	\$375,000	\$429,200	87%
4	120	Matt McPhearson	Arizona Diamondbacks	OF	Riverdale Baptist HS	HS	MD	\$500,000	\$425,100	118%
4	121	Jake Sweaney	Philadelphia Phillies	C	Garces Memorial HS, Bakersfield, CA	HS	CA	\$400,000	\$421,000	95%
4	122	Taylor Williams	Milwaukee Brewers	RHP	Kent State	Jr.	OH	\$400,000	\$417,000	96%
4	123	Andrew Mitchell	Chicago White Sox	RHP	Texas Christian	Jr.	TX	\$413,000	\$413,000	100%
4	124	Cody Bellinger	Los Angeles Dodgers	1B	Hamilton HS, Chandler, AZ	HS	AZ	\$700,000	\$409,000	171%
4	125	Mason Katz	St. Louis Cardinals	2B	Louisiana State	Sr.	LA	\$95,000	\$405,100	23%
4	126	Austin Kubitzka	Detroit Tigers	RHP	Rice	Jr.	TX	\$401,200	\$401,200	100%
4	127	Elliot Morris	Los Angeles Angels	RHP	Pierce (WA) JC	So.	WA	\$387,300	\$397,300	97%
4	128	Kean Wong	Tampa Bay Rays	2B	Waiakea HS, Hilo, HI	HS	HI	\$391,000	\$393,500	99%
4	129	Jonah Heim	Baltimore Orioles	C	Amherst (NY) Central HS	HS	NY	\$389,700	\$389,700	100%
4	130	Isiah Kiner-Falefa	Texas Rangers	SS	Mid-Pacific Institute, Honolulu	HS	HI	\$202,000	\$385,900	52%
4	131	Dylan Covey	Oakland Athletics	RHP	San Diego	Jr.	CA	\$370,000	\$382,300	97%
4	132	Brian Ragira	San Francisco Giants	1B	Stanford	Jr.	CA	\$415,000	\$378,600	110%
4	133	Tanner Murphy	Atlanta Braves	C	Malden (MO) HS	HS	MO	\$250,000	\$375,000	67%
4	134	Tyler Wade	New York Yankees	SS	Murrieta Valley HS, Murrieta, CA	HS	CA	\$371,300	\$371,300	100%
4	135	Ben Lively	Cincinnati Reds	RHP	Central Florida	Jr.	FL	\$350,000	\$367,900	95%
4	136	Nic Pivetta	Washington Nationals	RHP	New Mexico JC	So.	NM	\$364,300	\$364,300	100%





# 2013 MLB Draft Results - 5th Round

ROUND	OVERALL	PLAYER	TEAM	POSITION	SCHOOL	LEVEL	STATE	BONUS	SLOT	SLOT %
5	137	Tony Kemp	Houston Astros	2B	Vanderbilt	Jr.	TN	\$250,000	\$360,800	69%
5	138	Trey Masek	Chicago Cubs	RHP	TX Tech	Jr.	TX	\$357,400	\$357,400	100%
5	139	Blake Shouse	Colorado Rockies	RHP	Middle Georgia JC	So.	GA	\$353,900	\$353,900	100%
5	140	Aaron Slegers	Minnesota Twins	RHP	Indiana	So.	IN	\$380,000	\$350,500	108%
5	141	Sean Brady	Cleveland Indians	LHP	Baker HS, Cape Coral, FL	HS	FL	\$800,000	\$347,100	230%
5	142	Chad Wallach	Miami Marlins	C	Cal State Fullerton	Jr.	CA	\$343,900	\$343,900	100%
5	143	Corey Littrell	Boston Red Sox	LHP	Kentucky	Jr.	KY	\$300,000	\$340,500	88%
5	144	AmALni Fukofuka	Kansas City Royals	OF	Logan HS, Union City, CA	HS	CA	\$175,000	\$337,300	52%
5	145	Daniel Lietz	Toronto Blue Jays	LHP	Heartland (IL) CC	Fr.	IL	\$200,000	\$334,000	60%
5	146	Jared King	New York Mets	OF	Kansas State	Jr.	KS	\$450,000	\$330,800	136%
5	147	Jack Reinheimer	Seattle Mariners	SS	East Carolina	Jr.	NC	\$327,600	\$327,600	100%
5	148	Josh VanMeter	San Diego Padres	SS	Norwell HS, Ossian, IN	HS	IN	\$308,000	\$324,500	95%
5	149	Trae Arbet	Pittsburgh Pirates	SS	Great Oak HS, Temecula, CA	HS	CA	\$425,000	\$321,400	132%
5	150	Jamie Westbrook	Arizona Diamondbacks	SS	Basha HS, Chandler, AZ	HS	AZ	\$450,000	\$318,300	141%
5	151	Ben Wetzler	Philadelphia Phillies	LHP	Oregon State	Jr.	OR	Unsigned	\$315,200	N/A
5	152	Josh Uhen	Milwaukee Brewers	RHP	Wisconsin-Milwaukee	Jr.	WI	\$250,000	\$312,200	80%
5	153	Thaddius Lowry	Chicago White Sox	RHP	Spring (TX) HS	HS	TX	\$400,000	\$309,200	129%
5	154	J.D. Underwood	Los Angeles Dodgers	RHP	Palm Beach State (FL) JC	So.	FL	\$306,200	\$306,200	100%
5	155	Ian McKinney	St. Louis Cardinals	LHP	Boone HS, Orlando	HS	FL	\$227,100	\$303,300	75%
5	156	Buck Farmer	Detroit Tigers	RHP	Georgia Tech	Sr.	GA	\$225,000	\$300,400	75%
5	157	Kyle McGowin	Los Angeles Angels	RHP	Savannah State	Jr.	GA	\$270,000	\$297,600	91%
5	158	Johnny Field	Tampa Bay Rays	2B	Arizona	Jr.	AZ	\$247,500	\$294,600	84%
5	159	Travis Seabrooke	Baltimore Orioles	LHP	Crestwood SS, North Monaghan, Ont.	HS	ONT	\$291,800	\$291,800	100%
5	160	Joe Jackson	Texas Rangers	C	The Citadel	Jr.	SC	\$175,000	\$289,000	61%
5	161	Bobby Wahl	Oakland Athletics	RHP	Mississippi	Jr.	MS	\$500,000	\$286,200	175%
5	162	Dan Slania	San Francisco Giants	RHP	Notre Dame	Jr.	IN	\$283,500	\$283,500	100%
5	163	Mikey Reynolds	Atlanta Braves	SS	TX A&M	Sr.	TX	\$140,000	\$280,800	50%
5	164	David Palladino	New York Yankees	RHP	Howard (TX) JC	Fr.	TX	\$371,000	\$278,100	133%
5	165	Cory Thompson	Cincinnati Reds	SS	Mauldin (SC) HS	HS	SC	\$367,900	\$275,400	134%
5	166	Austin Voth	Washington Nationals	RHP	Washington	Jr.	WA	\$272,800	\$272,800	100%



# 2013 MLB Draft Results - 6th Round

ROUND	OVERALL	PLAYER	TEAM	POSITION	SCHOOL	LEVEL	STATE	BONUS	SLOT	SLOT %
6	167	Jacob Nottingham	Houston Astros	C	Redlands (CA) HS	HS	CA	\$300,000	\$270,200	111%
6	168	Scott Frazier	Chicago Cubs	RHP	Pepperdine	Jr.	CA	\$267,600	\$267,600	100%
6	169	Dom Nunez	Colorado Rockies	3B	Elk Grove (CA) HS	HS	CA	\$800,000	\$265,000	302%
6	170	Brian Navarreto	Minnesota Twins	C	Arlington Country Day HS, Jacksonville	HS	FL	\$262,500	\$262,500	100%
6	171	Casey Shane	Cleveland Indians	RHP	Centennial HS, Burleson, TX	HS	TX	\$150,000	\$259,900	58%
6	172	Ryan Aper	Miami Marlins	OF	Lincoln Land (IL) CC	So.	IL	\$225,000	\$257,400	87%
6	173	Jordon Austin	Boston Red Sox	OF	Forest HS, Ocala, FL	HS	FL	\$254,900	\$254,900	100%
6	174	Luke Farrell	Kansas City Royals	RHP	Northwestern	Sr.	IL	\$75,000	\$252,500	30%
6	175	Matt Boyd	Toronto Blue Jays	LHP	Oregon State	Sr.	OR	\$75,000	\$250,100	30%
6	176	Champ Stuart	New York Mets	OF	Brevard (NC)	HS	NC	\$300,000	\$247,700	121%
6	177	Corey Simpson	Seattle Mariners	OF	Sweeny (TX) HS	HS	TX	\$400,000	\$245,300	163%
6	178	Trevor Gott	San Diego Padres	RHP	Kentucky	Jr.	KY	\$200,000	\$242,900	82%
6	179	Adam Frazier	Pittsburgh Pirates	SS	Mississippi State	Jr.	MS	\$240,600	\$240,600	100%
6	180	Colin Bray	Arizona Diamondbacks	OF	Faulkner State (AL) CC	Fr.	AL	\$238,000	\$238,400	100%
6	181	Jason Monda	Philadelphia Phillies	OF	Washington State	Jr.	WA	Unsigned	\$236,000	N/A
6	182	Garrett Cooper	Milwaukee Brewers	1B	Auburn	Sr.	AL	\$30,000	\$233,700	13%
6	183	James Dykstra	Chicago White Sox	RHP	Cal State San Marcos	Sr.	CA	\$30,000	\$231,500	13%
6	184	Jacob Rhame	Los Angeles Dodgers	RHP	Grayson County (TX) CC	So.	TX	\$300,000	\$229,300	131%
6	185	Jimmy Reed	St. Louis Cardinals	LHP	Maryland	Sr.	MD	\$40,000	\$227,100	18%
6	186	Calvin Drummond	Detroit Tigers	RHP	Arizona Christian	Sr.	AZ	\$60,000	\$224,900	27%
6	187	Harrison Cooney	Los Angeles Angels	RHP	Florida Gulf Coast	Jr.	FL	\$222,800	\$222,800	100%
6	188	Stephen Woods	Tampa Bay Rays	RHP	Half Hollow Hills East HS, Dix Hills, NY	HS	NY	Unsigned	\$220,600	N/A
6	189	Alex Murphy	Baltimore Orioles	C	Calvert Hall College HS, Towson, MD	HS	MD	\$275,000	\$218,500	126%
6	190	Sam Wolff	Texas Rangers	RHP	New Mexico	Sr.	NM	\$65,000	\$216,400	30%
6	191	Kyle Finnegan	Oakland Athletics	RHP	TX State	Jr.	TX	\$200,000	\$214,300	93%
6	192	Nick Vander Tuig	San Francisco Giants	RHP	UCLA	Jr.	CA	\$218,000	\$212,300	103%
6	193	Stephen Janas	Atlanta Braves	RHP	Kennesaw State	Jr.	GA	\$210,200	\$210,200	100%
6	194	John Murphy	New York Yankees	SS	Sacred Heart	Sr.	CT	\$20,000	\$208,300	10%
6	195	Zack Weiss	Cincinnati Reds	RHP	UCLA	Jr.	CA	\$180,000	\$206,200	87%
6	196	Cody Gunter	Washington Nationals	3B	Grayson County (TX) CC	Fr.	TX	\$175,000	\$204,300	86%





# 2013 MLB Draft Results - 7th Round

ROUND	OVERALL	PLAYER	TEAM	POSITION	SCHOOL	LEVEL	STATE	BONUS	SLOT	SLOT %
7	197	James Ramsay	Houston Astros	OF	South Florida	Jr.	FL	\$175,000	\$202,300	87%
7	198	David Garner	Chicago Cubs	RHP	Michigan State	Jr.	MI	\$175,000	\$200,400	87%
7	199	Konner Wade	Colorado Rockies	RHP	Arizona	Jr.	AZ	\$198,500	\$198,500	100%
7	200	Brian Gilbert	Minnesota Twins	RHP	Seton Hall	Jr.	NJ	\$120,000	\$196,600	61%
7	201	Kenny Mathews	Cleveland Indians	LHP	Riverside (CA) CC	So.	CA	\$150,000	\$194,800	77%
7	202	Justin Bohn	Miami Marlins	SS	Feather River (CA) JC	So.	CA	\$525,000	\$192,900	272%
7	203	Mike Adams	Boston Red Sox	LHP	Tampa	Jr.	FL	\$150,000	\$191,100	78%
7	204	Kyle Bartsch	Kansas City Royals	LHP	South Alabama	Sr.	AL	\$10,000	\$189,200	5%
7	205	Conner Greene	Toronto Blue Jays	RHP	Santa Monica (CA) HS	HS	CA	\$100,000	\$187,400	53%
7	206	Matt Oberste	New York Mets	1B	Oklahoma	Jr.	OK	\$325,000	\$185,700	175%
7	207	Tyler Olson	Seattle Mariners	LHP	Gonzaga	Sr.	WA	\$10,000	\$183,800	5%
7	208	Jake Bauers	San Diego Padres	1B	Marina HS, Huntington Beach, CA	HS	CA	\$240,000	\$182,100	132%
7	209	Buddy Borden	Pittsburgh Pirates	RHP	Nevada-Las Vegas	Jr.	NV	\$180,400	\$180,400	100%
7	210	Daniel Gibson	Arizona Diamondbacks	LHP	Florida	Jr.	FL	\$178,600	\$178,600	100%
7	211	Trey Williams	Philadelphia Phillies	3B	JC of the Canyons (CA)	Fr.	CA	\$175,000	\$176,900	99%
7	212	Omar Garcia	Milwaukee Brewers	OF	Miami Dade JC	So.	FL	\$170,000	\$175,300	97%
7	213	Trey Michalczewski	Chicago White Sox	3B	Jenks (OK) HS	HS	OK	\$500,000	\$173,600	288%
7	214	Brandon Trinkwon	Los Angeles Dodgers	SS	UC Santa Barbara	Jr.	CA	\$171,000	\$171,900	99%
7	215	Chris Rivera	St. Louis Cardinals	SS	El Dorado HS, Placentia, CA	HS	CA	\$150,000	\$170,300	88%
7	216	Connor Harrell	Detroit Tigers	OF	Vanderbilt	Sr.	TN	\$55,000	\$168,700	33%
7	217	Garrett Nuss	Los Angeles Angels	RHP	Seminole State (FL) JC	So.	FL	\$167,100	\$167,100	100%
7	218	Ty Young	Tampa Bay Rays	3B	Louisville	Jr.	KY	\$162,900	\$165,400	98%
7	219	Drew Dosch	Baltimore Orioles	3B	Youngstown State	Jr.	OH	\$218,500	\$163,800	133%
7	220	Nick Gardewine	Texas Rangers	RHP	Kaskaskia (IL) CC	So.	IL	\$162,300	\$162,300	100%
7	221	Dustin Driver	Oakland Athletics	RHP	Wenatchee (WA) HS	HS	WA	\$500,000	\$162,000	309%
7	222	Brandon Bednar	San Francisco Giants	SS	Florida Gulf Coast	Jr.	FL	\$161,500	\$161,500	100%
7	223	Ian Stiffler	Atlanta Braves	RHP	Somerset (PA) HS	HS	PA	\$210,000	\$161,200	130%
7	224	Nick Rumbelow	New York Yankees	RHP	Louisiana State	Jr.	LA	\$100,000	\$160,800	62%
7	225	Tyler Mahle	Cincinnati Reds	RHP	Westminster (CA) HS	HS	CA	\$250,000	\$160,500	156%
7	226	Jimmy Yezzo	Washington Nationals	1B	Delaware	Jr.	DE	\$160,100	\$160,100	100%



# 2013 MLB Draft Results - 8th Round

ROUND	OVERALL	PLAYER	TEAM	POSITION	SCHOOL	LEVEL	STATE	BONUS	SLOT	SLOT %
8	227	Jason Martin	Houston Astros	OF	Orange (CA) Lutheran HS	HS	CA	\$159,700	\$159,700	100%
8	228	Sam Wilson	Chicago Cubs	LHP	Lamar (CO) CC	So.	CO	\$130,000	\$159,400	82%
8	229	Terry McClure	Colorado Rockies	OF	Riverwood International HS	HS	GA	\$250,000	\$159,100	157%
8	230	Dustin DeMuth	Minnesota Twins	3B	Indiana	Jr.	IN	Unsigned	\$158,600	N/A
8	231	Trevor Frank	Cleveland Indians	RHP	UC Riverside	Sr.	CA	\$10,000	\$158,300	6%
8	232	Iramis Olivencia	Miami Marlins	2B	Arlington Country Day HS, Jacksonville	HS	FL	\$135,000	\$158,000	85%
8	233	Forrestt Allday	Boston Red Sox	OF	Central Arkansas	Sr.	AR	\$10,000	\$157,500	6%
8	234	Cody Stubbs	Kansas City Royals	1B	North Carolina	Sr.	NC	\$75,000	\$157,200	48%
8	235	Kendall Graveman	Toronto Blue Jays	RHP	Mississippi State	Sr.	MS	\$5,000	\$156,900	3%
8	236	Ricky Knapp	New York Mets	RHP	Florida Gulf Coast	Jr.	FL	\$130,000	\$156,500	83%
8	237	Tyler Smith	Seattle Mariners	SS	Oregon State	Sr.	OR	\$20,000	\$156,100	13%
8	238	Adrian De Horta	San Diego Padres	RHP	South Hills HS, West Covina, CA	HS	CA	\$425,000	\$155,800	273%
8	239	Neil Kozikowski	Pittsburgh Pirates	RHP	Avon (CT) Old Farms School	HS	CT	\$425,000	\$155,400	273%
8	240	Brad Keller	Arizona Diamondbacks	RHP	Flowery Branch (GA) HS	HS	GA	\$125,000	\$155,100	81%
8	241	Justin Parr	Philadelphia Phillies	OF	Illinois	Sr.	IL	\$15,000	\$154,700	10%
8	242	Brandon Diaz	Milwaukee Brewers	OF	American Heritage HS, Plantation, FL	HS	FL	\$150,000	\$154,400	97%
8	243	Chris Freudenberg	Chicago White Sox	LHP	South Mountain (AZ) CC	So.	AZ	\$175,000	\$154,000	114%
8	244	Kyle Farmer	Los Angeles Dodgers	C	Georgia	Sr.	GA	\$40,000	\$153,600	26%
8	245	Andrew Pierce	St. Louis Cardinals	RHP	Southern Mississippi	Sr.	MS	\$10,000	\$153,300	7%
8	246	Zach Reininger	Detroit Tigers	RHP	Hill (TX) JC	So.	TX	\$153,000	\$153,000	100%
8	247	Nate Smith	Los Angeles Angels	LHP	Furman	Sr.	SC	\$12,000	\$152,600	8%
8	248	Roel Ramirez	Tampa Bay Rays	RHP	United South HS, Laredo, TX	HS	TX	\$127,500	\$152,200	84%
8	249	Trey Mancini	Baltimore Orioles	1B	Notre Dame	Jr.	IN	\$151,900	\$151,900	100%
8	250	Evan Van Hoosier	Texas Rangers	2B	JC of Southern Nevada	Fr.	NV	\$151,600	\$151,600	100%
8	251	Tyler Marincov	Oakland Athletics	OF	North Florida	Jr.	FL	\$100,000	\$151,300	66%
8	252	Tyler Horan	San Francisco Giants	OF	Virginia Tech	Jr.	VA	\$150,900	\$150,900	100%
8	253	Kyle Wren	Atlanta Braves	OF	Georgia Tech	Jr.	GA	\$150,500	\$150,500	100%
8	254	Brandon Thomas	New York Yankees	OF	Georgia Tech	Sr.	GA	\$75,000	\$150,200	50%
8	255	Scott Brattvet	Cincinnati Reds	RHP	Cal State Bakersfield	Sr.	CA	\$15,000	\$149,900	10%
8	256	David Napoli	Washington Nationals	LHP	Tulane	Sr.	LA	\$15,000	\$149,500	10%





# 2013 MLB Draft Results - 9th Round

ROUND	OVERALL	PLAYER	TEAM	POSITION	SCHOOL	LEVEL	STATE	BONUS	SLOT	SLOT %
9	257	Brian Holberton	Houston Astros	C	North Carolina	Jr.	NC	\$150,000	\$149,200	101%
9	258	Charcer Burks	Chicago Cubs	OF	Travis HS, Richmond, TX	HS	TX	\$170,000	\$148,900	114%
9	259	Pat VALika	Colorado Rockies	SS	UCLA	Jr.	CA	\$148,500	\$148,500	100%
9	260	Mitchell Garver	Minnesota Twins	C	New Mexico	Sr.	NM	\$40,000	\$148,100	27%
9	261	Thomas Pannone	Cleveland Indians	LHP	JC of Southern Nevada	Fr.	NV	\$120,000	\$147,800	81%
9	262	Aaron Blanton	Miami Marlins	SS	Richland (TX) JC	So.	TX	\$20,000	\$147,500	14%
9	263	Kyle Martin	Boston Red Sox	RHP	TX A&M	Sr.	TX	\$10,000	\$147,200	7%
9	264	Daniel Rockett	Kansas City Royals	OF	TX-San Antonio	Sr.	TX	\$5,000	\$146,800	3%
9	265	Chad Girodo	Toronto Blue Jays	LHP	Mississippi State	Sr.	MS	\$5,000	\$146,500	3%
9	266	Patrick Biondi	New York Mets	OF	Michigan	Sr.	MI	\$10,000	\$146,200	7%
9	267	Jake Zokan	Seattle Mariners	LHP	College of Charleston	Sr.	SC	\$5,000	\$145,900	3%
9	268	Adam Cimber	San Diego Padres	RHP	San Francisco	Sr.	CA	\$5,000	\$145,500	3%
9	269	Chad Kuhl	Pittsburgh Pirates	RHP	Delaware	Jr.	DE	\$145,000	\$145,200	100%
9	270	Grant Nelson	Arizona Diamondbacks	C	Saint Louis	Sr.	MO	\$10,000	\$144,800	7%
9	271	Shane Martin	Philadelphia Phillies	RHP	Southwestern Oklahoma State	Sr.	OK	\$5,000	\$144,400	3%
9	272	Tyler Linehan	Milwaukee Brewers	LHP	Fresno State	Jr.	CA	\$125,000	\$144,100	87%
9	273	Nick Blount	Chicago White Sox	RHP	Southern Polytechnic State (GA)	Sr.	GA	\$10,000	\$143,800	7%
9	274	Henry Yates	Los Angeles Dodgers	OF	TX Wesleyan	Sr.	TX	\$5,000	\$143,500	3%
9	275	Nick Petree	St. Louis Cardinals	RHP	Missouri State	Sr.	MO	\$40,000	\$143,100	28%
9	276	Will LaMarche	Detroit Tigers	RHP	Louisiana State	Jr.	LA	\$150,000	\$142,800	105%
9	277	Stephen McGee	Los Angeles Angels	C	Florida State	Sr.	FL	\$60,000	\$142,500	42%
9	278	Austin Pruitt	Tampa Bay Rays	RHP	Houston	Sr.	TX	\$5,000	\$142,200	4%
9	279	Mitch Horacek	Baltimore Orioles	LHP	Dartmouth	Jr.	NH	\$100,000	\$141,900	70%
9	280	Jose Samayoa	Texas Rangers	RHP	Lee (TN)	Sr.	TN	\$10,000	\$141,500	7%
9	281	Matt Stalcup	Oakland Athletics	LHP	Pittsburg State (KS)	Sr.	KS	\$7,500	\$141,200	5%
9	282	D.J. Snelten	San Francisco Giants	LHP	Minnesota	Jr.	MN	\$140,900	\$140,900	100%
9	283	Dylan Manwaring	Atlanta Braves	3B	Horseheads (NY) HS	HS	NY	\$140,600	\$140,600	100%
9	284	Conner Kendrick	New York Yankees	LHP	Auburn	Jr.	AL	\$115,000	\$140,200	82%
9	285	Chad Jones	Cincinnati Reds	LHP	LSU	Jr.	LA	\$100,000	\$139,900	71%
9	286	Jake Joyce	Washington Nationals	RHP	Virginia Tech	Sr.	VA	\$15,000	\$139,700	11%



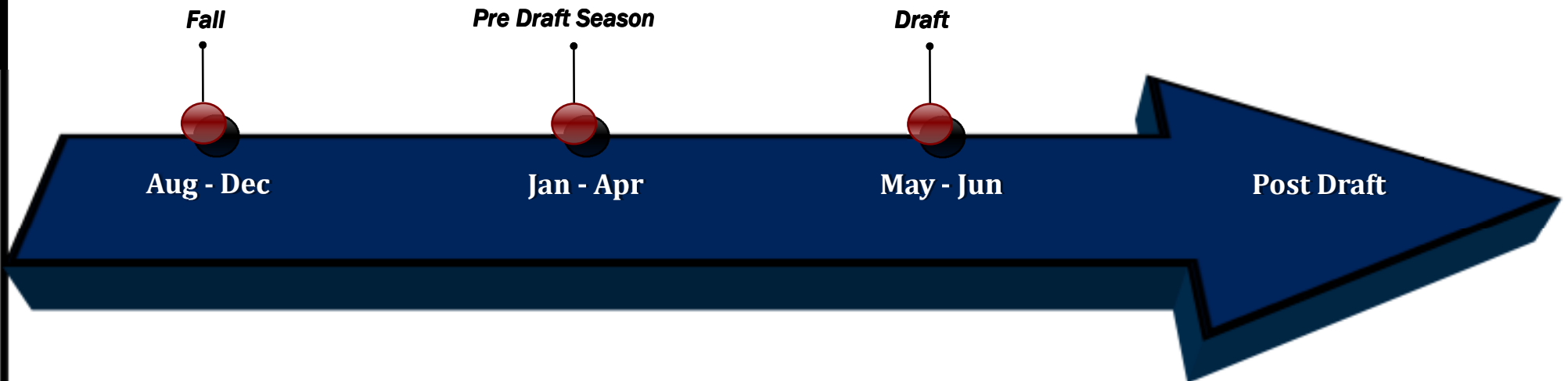
# 2013 MLB Draft Results - 10th Round

ROUND	OVERALL	PLAYER	TEAM	POS	SCHOOL	LEVEL	STATE	BONUS	SLOT	SLOT %
10	287	Austin Nicely	Houston Astros	LHP	Spotswood HS,	HS	VA	\$610,000	\$139,400	438%
10	288	Zack Godley	Chicago Cubs	RHP	Tennessee	Sr.	TN	\$35,000	\$139,000	25%
10	289	Mike Tauchman	Colorado Rockies	OF	Bradley	Sr.	IL	\$10,000	\$138,700	7%
10	290	C.K. Irby	Minnesota Twins	RHP	Samford	Jr.	AL	\$138,400	\$138,400	100%
10	291	Ross Kivett	Cleveland Indians	2B	Kansas State	Jr.	KS	Unsigned	\$138,100	N/A
10	292	Carlos Lopez	Miami Marlins	1B	Cal State Fullerton	Sr.	CA	\$20,000	\$137,700	15%
10	293	Taylor Grover	Boston Red Sox	RHP	South Carolina-Aiken	Sr.	SC	\$10,000	\$137,400	7%
10	294	Alex Newman	Kansas City Royals	OF	Cypress (CA) JC	So.	CA	\$120,000	\$137,100	88%
10	295	Garrett Custons	Toronto Blue Jays	C	Air Force	Sr.	CO	\$1,000	\$136,800	1%
10	296	Luis Guillorme	New York Mets	SS	Coral Springs (FL) HS	HS	FL	\$200,000	\$136,400	147%
10	297	Emilio Pagan	Seattle Mariners	RHP	Belmont Abbey (NC)	Sr.	NC	\$5,000	\$136,200	4%
10	298	Justin Livengood	San Diego Padres	RHP	UNC Wilmington	Sr.	NC	\$5,000	\$135,900	4%
10	299	Shane Carle	Pittsburgh Pirates	RHP	Long Beach State	Jr.	CA	\$100,000	\$135,600	74%
10	300	Jimmie Sherfy	Arizona Diamondbacks	RHP	Oregon	Jr.	OR	\$100,000	\$135,300	74%
10	301	Jon Prosinski	Philadelphia Phillies	RHP	Seton Hall	Sr.	NJ	\$5,000	\$135,300	4%
10	302	Michael Ratterree	Milwaukee Brewers	OF	Rice	Sr.	TX	\$25,000	\$135,300	18%
10	303	Brad Goldberg	Chicago White Sox	RHP	OH State	Sr.	OH	\$10,000	\$135,300	7%
10	304	Nick Keener	Los Angeles Dodgers	RHP	Mansfield (PA)	Sr.	PA	\$5,000	\$135,300	4%
10	305	Malik Collymore	St. Louis Cardinals	SS	Port Credit SS,	HS	ONT	\$275,000	\$135,300	203%
10	306	Kasey Coffman	Detroit Tigers	OF	Arizona State	Jr.	AZ	\$135,300	\$135,300	100%
10	307	Grant Gordon	Los Angeles Angels	RHP	Missouri State	Sr.	MO	\$5,000	\$135,300	4%
10	308	Aaron Griffin	Tampa Bay Rays	RHP	Loyola Marymount	Sr.	CA	\$2,500	\$135,300	2%
10	309	Austin Wynns	Baltimore Orioles	C	Fresno State	Sr.	CA	\$10,000	\$135,300	7%
10	310	Cole Wiper	Texas Rangers	RHP	Oregon	Fr.	OR	\$700,000	\$135,300	517%
10	311	Jerad Grundy	Oakland Athletics	LHP	Kentucky	Sr.	KY	\$5,000	\$135,300	4%
10	312	Tyler Rogers	San Francisco Giants	RHP	Austin Peay State	Sr.	TN	\$7,500	\$135,300	6%
10	313	Ian Hagenmiller	Atlanta Braves	3B	Palm Beach Central HS,	HS	FL	\$200,000	\$135,300	148%
10	314	Tyler Webb	New York Yankees	LHP	South Carolina	Sr.	SC	\$30,000	\$135,300	22%
10	315	Daniel Wright	Cincinnati Reds	RHP	Arkansas State	Sr.	AR	\$10,000	\$135,300	7%
10	316	Brennan Middleton	Washington Nationals	SS	Tulane	Sr.	LA	\$10,000	\$135,300	7%





# MLB Draft TimeLine



- Advisor Selection
- Fall Season
- Scout Introductory Meetings and Preparation
- Goal Setting

- Spring Season
- Scout Interaction and Feedback
- Signability Determination
- Creation of Draft Plan
- Team Organization Breakdown

- Pre-Draft Negotiation
- Scout Meeting Preparation
- Workout Planning
- Listing of teams in order of interest
- Contract Offer and Review

- Post -Selection Negotiation
- Tax Planning
- Endorsement Possibilities
- Goal Setting
- Contract Offer and Review
- Equipment Needs
- Long and Short Term Goal Setting



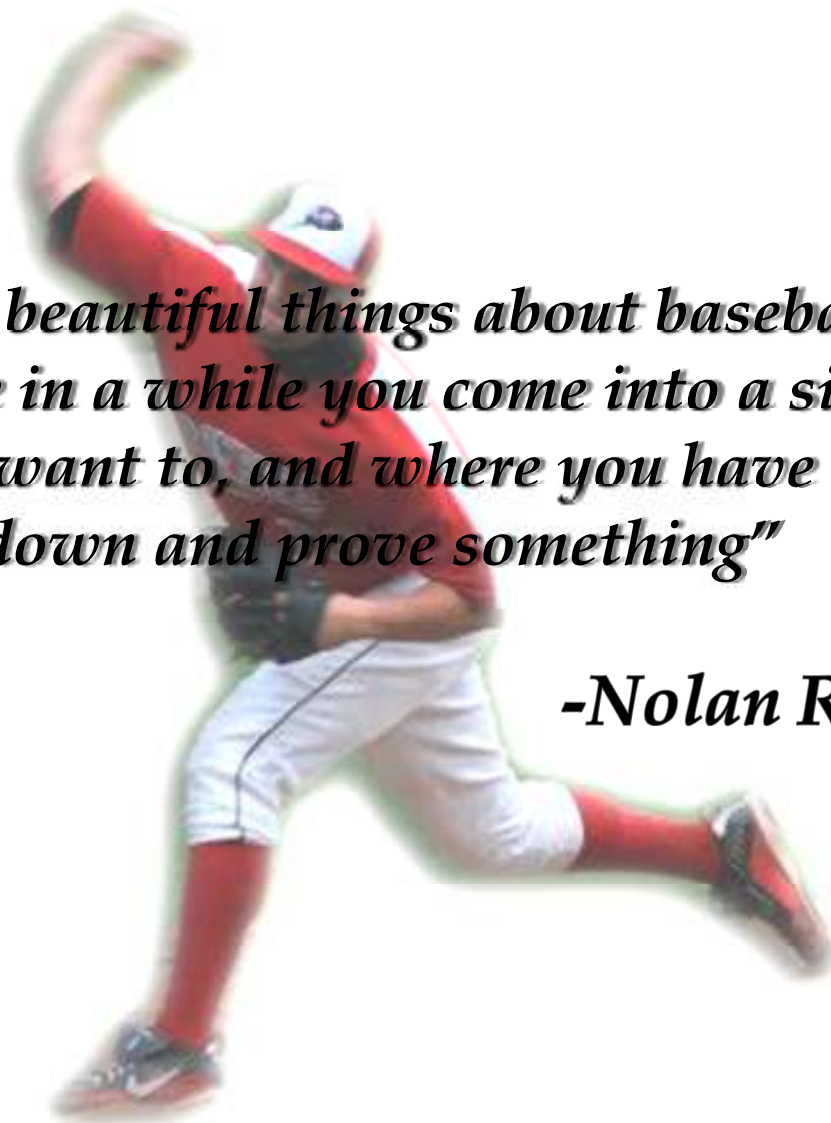


**MIKE**



*“One of the beautiful things about baseball is that every once in a while you come into a situation where you want to, and where you have to, reach down and prove something”*

*-Nolan Ryan*



**MANCUSO**

